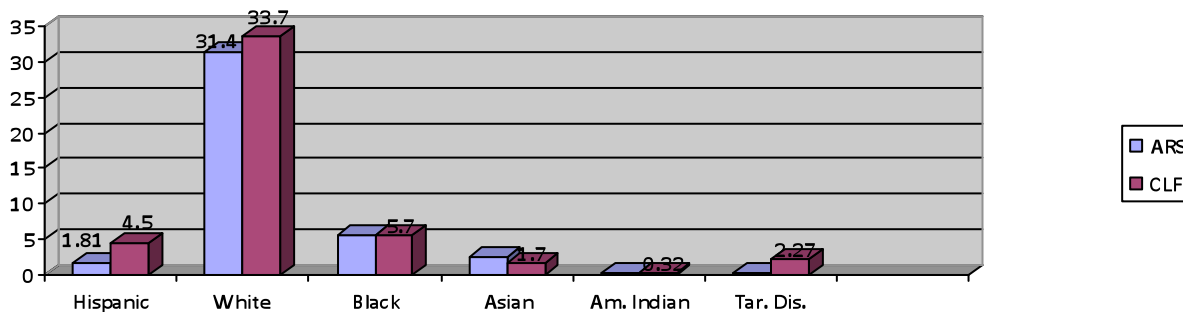


# ARS Women Permanent Workforce (as of 12-31-2008)

**NOTE:** The information in the parentheses indicate an increase/decrease since 2008 Women's History month).

<b>ARS total permanent workforce</b>	<b>7,074 (decreased 1.27%)</b>
<b>Women % of ARS workforce</b>	<b>41.9% (remained the same as 2008)</b>
Hispanic	1.81% (increased 0.11%)
White	31.40% (decreased 0.2%)
Black	5.64% (decreased 0.06%)
Asian	2.59% (decreased 0.01%)
American Indian	0.42% (increased 0.02%)
Women w/targeted disabilities	0.36% (decreased 0.01%)

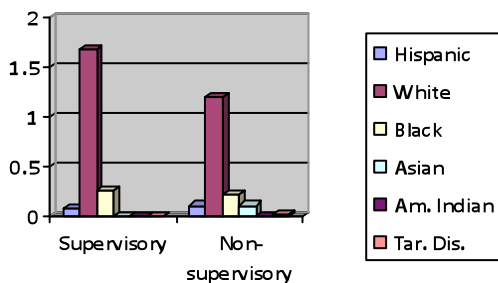


The **average** full-time ARS female employee is **46** years old.

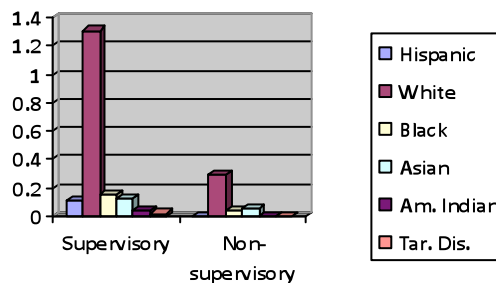
Approximately **24.2%** (same as reported in 2008) of the ARS female employees have a **bachelor's degree or higher**.

## GRADE DISTRIBUTION [BASED ON ARS WORKFORCE (7,074)]

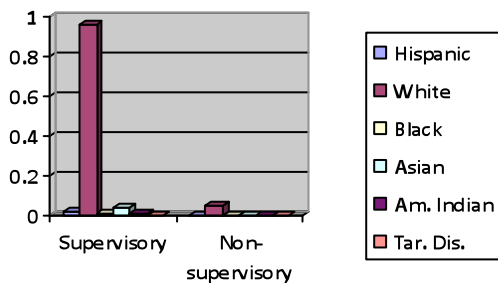
### GS-13



### GS-14



### GS-15



### SES

